

AVNET EMBEDDED SPECIFICATION.

Datasheet
JHD
JCM202A

Specification of LCD Module type

JCM – 202A

1. General Description

- 20 Characters (5 x 8 Pixels) X 2 Line
- Integral Controller/Driver type equivalent to HD44780/KS0066 (application note available on request)
- STN, FSTN** Positive and Negative mode**
- Optional LED Backlight (note including Backlight will increase height of module (see drawing)
- Variety of Backlight colours Green, White**, Blue**, Red**, Amber **
- Temperature Ranges 0 to 50°C, -20 to 70°C**, -30 to 80°C**
- View angle 6 o'clock other options on special request**

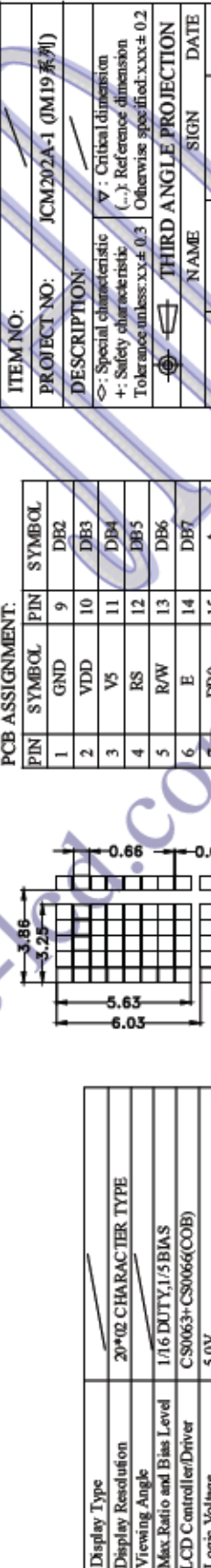
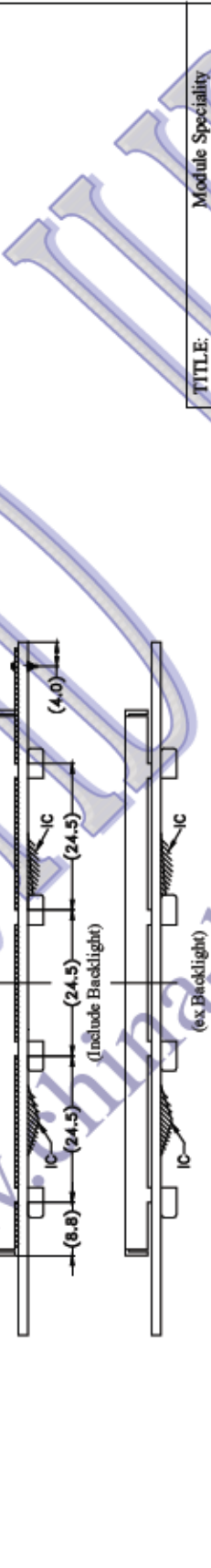
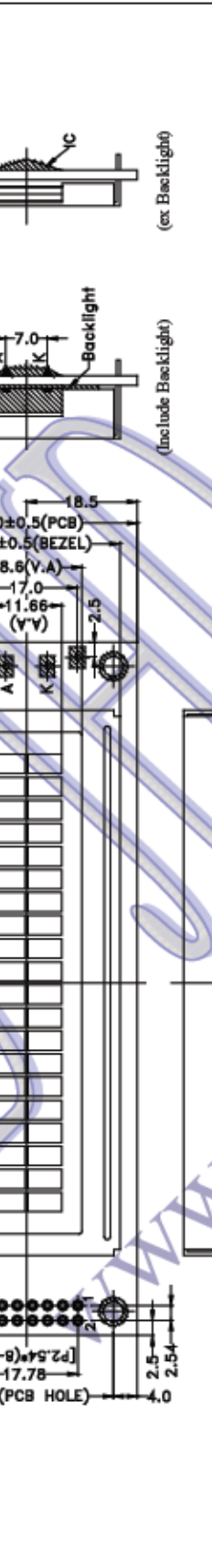
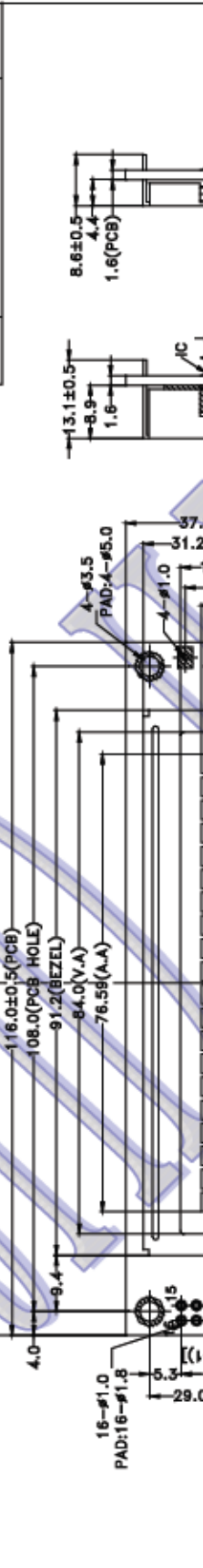
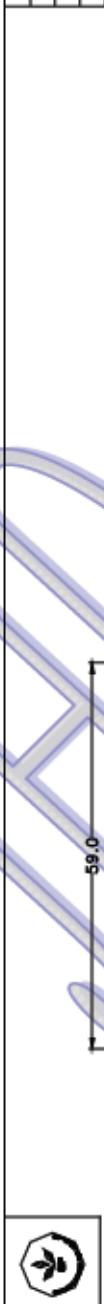
** Items marked are non standard options, and may carry factory MOQ. Please check with your local sales office for availability of the options.

2. Mechanical Specifications

Table 1

Parameter	Specifications	Unit
Outline Dimensions	116.0 (W) x 37.0 (H) x 13.0 (D) max NOTE Depth (D) is lower without Backlight	mm
View Area VA	84.0 (W) x 18.6 (H)	mm
Format	20 Characters x 2 Line	
Character Size	3.25 (W) x 5.63 (H) 5 x 8 Pixels	mm
Character Spacing	0.61 (W) x 0.40 (H)	mm
Character Pitch	3.86 (W) x 6.03 (H)	mm
Pixel Size	0.61 (W) x 0.66 (H)	mm
Pixel Spacing	0.05 (W) x 0.05 (H)	mm
Pixel Pitch	0.66 (W) x 0.71 (H)	mm

ISSUE	MODIFY DESCRIPTION	DATE



PCB ASSIGNMENT:

PIN	SYMBOL	PIN	SYMBOL
1	GND	9	DB2
2	VDD	10	DB3
3	V5	11	DB4
4	RS	12	DB5
5	R/W	13	DB6
6	E	14	DB7
7	DB0	15	A
8	DB1	16	K

Display Type	20*02 CHARACTER TYPE
Display Resolution	1/16 DUTY:1/5 BIAS
Viewing Angle	CS0063+CS0066(COB)
Max Ratio and Bias Level	5.0V
LCD Controller/Driver	4.5V
Logic Voltage	
LCD Driving Voltage	
Operation Temperature	
Storage Temperature	
Backlight Speciality	
Remark	

TITLE:	Module Speciality
ITEM NO:	
PROJECT NO:	JCM202A-1 (JM19系列)
DESCRIPTION:	▽: Critical dimension + : Safety characteristic (-): Reference dimension Tolerance unless: xx±0.3 Otherwise specified: xxx±0.2
THIRD ANGLE PROJECTION	
DRAWN	NAME SIGN DATE
CHECKED	
CHECKED	
APPROVED	
REV: A	UNIT: mm SCALE: 1/1 SHEET: 1 OF 1

— JHD CO LTD

3. Interface Signals

Table 2

Pin No	Symbol	Description
1	Vss	Ground
2	Vdd	Power Supply for Logic (+5v)
3	Vo	Power Supply for LCD (Contrast)
4	R/S	Register Select Input 'High' for Data Register (for Read and Write) 'Low' for Instruction Register (for Write) Busy Flag, address counter (for Read)
5	R/W	Read/Write Signal 'High' for Read mode 'Low' for Write mode
6	E	Enable Start signal for Read/Write
7	DB0	Data input/output LSB
8	DB1	Data input/output
9	DB2	Data input/output
10	DB3	Data input/output
11	DB4	Data input/output
12	DB5	Data input/output
13	DB6	Data input/output
14	DB7	Data input/output MSB
15(A)	A	Anode of LED B/L
16(K)	K	Cathode of LED B/L

Typical ordering code JCM202ASFYLY-NC-06

This is STN Display (S), Transflective (F), Green Mode (Y), Yellow Green LED Array style Backlight (LY), Temperature Range LV single 5v supply (NC), 6 o'clock View (06)

Full part number and full specification will be confirmed dependant on the option selected i.e.

Display type, LED Type and Colour, Temperature Range etc

END

AVNET EMBEDDED OFFICES.

DENMARK

Avnet Embedded
Avnet Nortec A/S
Ellekær 9
2730 Herlev
Phone: +45 3678 6250
Fax: +45 3678 6255
denmark@avnet-embedded.eu

FINLAND

Avnet Embedded
Avnet Nortec Oy
Tiilenpolttajankuja 3 A B
1720 Vantaa
Phone: +358 207 499260
Fax: +358 942 597446
finland@avnet-embedded.eu

FRANCE

Avnet Embedded
Avnet EMG France SA
Immeuble 154, Parc Chene 2
5, allée du General Benoist
69000 Bron
Phone: +33 4 72 81 02 30
Fax: +33 4 72 81 02 34
bron@avnet-embedded.eu

Avnet Embedded
Avnet EMG France SA
6-8, rue Ambroise Croizat
ZAE Les Glaises
91127 Palaiseau Cedex
Phone: +33 1 64 47 29 29
Fax: +33 1 64 47 99 99
palaiseau@avnet-embedded.eu

Avnet Embedded
Avnet EMG France SA
ZA la Hallerais le Semiramis
2, allée du Communal
35770 Vern sur Seiche
Phone: +33 2 99 77 37 00
Fax: +33 2 99 77 33 38
rennes@avnet-embedded.eu

GERMANY (AUSTRIA, CZECH REPUBLIC, HUNGARY, POLAND, SWITZERLAND)

Avnet Embedded
Avnet EMG GmbH
Gruber Straße 60c
85586 Poing
Phone: +49 8121 775 500
Fax: +49 8121 775 550
poing@avnet-embedded.eu

Avnet Embedded
Avnet EMG GmbH
Lötscher Weg 66
41334 Nettetal
Phone: +49 8121 775 500
Fax: +49 8121 775 550
nettetal@avnet-embedded.eu

ITALY (PORTUGAL, SPAIN)

Avnet Embedded
Avnet EMG Italy SRL
Via Manzoni, 44
20095 Cusano Milanino
Phone: +39 02 66092 1
Fax: +39 02 66092 498
milano@avnet-embedded.eu

NETHERLANDS (BELGIUM, LUXEMBOURG)

Avnet Embedded
Avnet B.V.
Takkebijsters 2
4802 BL Breda
Phone: +31 76 5722400
Fax: +31 76 5722404
benelux@avnet-embedded.eu

SWEDEN (NORWAY)

Avnet Embedded
Avnet Nortec AB
Esplanaden 3 D
172 67 Sundbyberg
Phone: +46 8 564 725 50
Fax: +46 8 760 01 10
sweden@avnet-embedded.eu

UNITED KINGDOM (IRELAND)

Avnet Embedded
Avnet EMG Ltd.
Pilgrims Court, 15/17 West Street
Reigate, Surrey, RH2 9BL
Phone: +44 1737 227800
Fax: +44 1737 243872
uk@avnet-embedded.eu

All trademarks and logos are the property of their respective owners. This document provides a brief overview only and is not intended to be complete or binding offer. Product information, including information related to a product's specifications, uses or conformance with legal or other requirements, is obtained by Avnet from its suppliers or other sources deemed reliable and is provided by Avnet on an "As Is" basis. Avnet makes no representation as to the accuracy or completeness of the product information and Avnet disclaims all representations, warranties and liabilities under any theory with respect to the product information, including any implied warranties of merchantability, fitness for a particular purpose, title and/or non-refrangement. All product information is subject to change without notice.

LOCAL AVNET EMBEDDED BUSINESSES:

axess
technology

An Avnet Embedded Business

tdc

An Avnet Embedded Business

trident

An Avnet Embedded Business